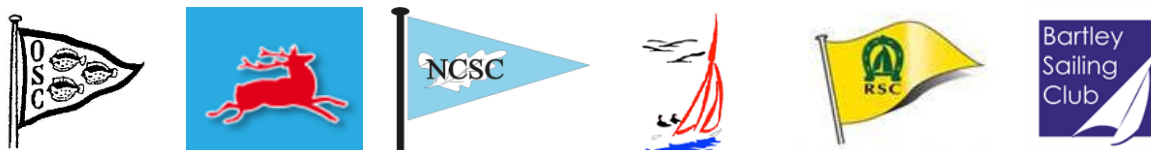


**RYA Midlands Youth Series 2019**  
**All classes, all clubs, all season**



**SERIES SAILING INSTRUCTIONS**

**1. Rules**

- 1.1. This series will be governed by the rules as defined in the *Racing Rules of Sailing* (RRS). This series also implements the RYA Racing Charter and the prescriptions of the RYA
- 1.2. These Series Sailing Instructions (SSIs) set out the general procedures for racing across the series and should be read alongside any notices which may be issued by host clubs, including the information provided in the appendix to these SSIs
- 1.3. At all events sailors and support persons shall adhere to the rules and safety procedures of host clubs - especially relating to personal flotation devices

**2. Eligibility and Entry**

- 2.1. This series is open to any sailor under the age of 19 on the 31<sup>st</sup> of August 2019 who sails at a Midlands-based club
- 2.2. Sailors may sail any dinghy which has an RYA-recognised Portsmouth Yardstick Number (see here: [www.rya.org.uk/racing/Pages/portsmouthyardstick.aspx](http://www.rya.org.uk/racing/Pages/portsmouthyardstick.aspx)). If a sailor wishes to participate but cannot find their boat on the RYA PYN list they should contact the series co-ordinator as soon as possible who will advise further
- 2.3. To count for the series' scores the helm of the boat must be the same at each event. Sailors are welcome to sail helm different boats at multiple events but each boat will count as a new entry in the series' scores.

**3. Notices to Competitors**

- 3.1. Notices to competitors will be made through the Official Notice Board at each participating club. These notices will include the course to be sailed. The course to be sailed may also be described at the race briefing.
- 3.2. Notices in the appendix to these SSIs include the colours and descriptions of marks, any changes to the RRS, the location of the mast or flagpole from which shoreside signals will be made, the entry fee and any event-specific Sailing Instructions.

**4. Signals made ashore**

- 4.1. Unless altered by a host club, when the Answering Pennant is displayed ashore, '1 minute' is replaced with 'not less than 30 minutes' in the Race Signals

**5. Schedule of races**

- 5.1. Racing will take place at the following clubs on the following dates:

Date	Club	Address
April 20 <sup>th</sup>	Ogston SC	Quarry Lane, Alfreton DE55 6FN

May 19 <sup>th</sup>	The Chase SC	Pool Lane, Burntwood, Walsall WS7 3QY
June 8 <sup>th</sup>	Notts County SC	Hoveringham Lane, Nottingham NG14 7JX
July 20 <sup>th</sup>	Staunton Harold SC	Calke Road, Melbourne DE73 8DL
August 31 <sup>st</sup>	Rutland SC	Gibbetts Lane, Edith Weston, Oakham LE15 8HJ
September 15 <sup>th</sup>	Bartley SC	Genners Lane, Birmingham B32 3NU

5.2. The first scheduled warning signal for racing on each day of the series will be 10.55. Subsequent races will be sailed as soon as practical following the completion of the previous race.

5.3. Each racing day will consist of up to 5 races.


5.4. The target time for each race will be 30 minutes for the leading boat

## 6. The Start

6.1. Races shall be started using RRS 26 with a 5 minute warning signal

6.2. The class flag will be Flag 'R'

6.3. The starting line will be between a staff displaying an orange flag on a Committee Boat or shore-side location and the course-side of an adjacent mark, or orange flag displayed from a dan buoy or pin-end boat



Flag R

## 7. The Course and Marks

7.1. The course to be sailed, including descriptions of the starting and finishing marks, marks of the course, will be described in a notice to competitors on the Official Notice Board at host clubs

## 8. The Finish

8.1. The finishing line will be between a mast on the Committee Boat or shore-side location displaying an orange flag and an adjacent mark or dan buoy. The finishing line may or may not be the same as the starting line, and this will be advised in the description of the course to competitors

8.2. Racing will be conducted on an 'average lap' basis. Sailors shall sail an indeterminate number of laps until Flag 'S' is displayed from the committee boat with two sound signals

8.3. When Flag 'S' is displayed from the committee boat, sailors shall complete the lap they are sailing at that time and cross the finishing line

8.4. Boats who do not cross the finishing line within 15 minutes after the first boat sails and finishes the course will be scored Did Not Finish (DNF) without a hearing. This changes RRS 35, A4 and A5



Flag S

## 9. Protests

9.1. Protest forms will be available at the race office of host clubs. Completed protest forms shall be delivered there within the time limit

9.2. The protest time limit is 30 minutes after the last boat has returned to shore

- 9.3. Notices will be posted on the Official Notice Board to inform competitors of hearings in which they are parties or named as witnesses
- 9.4. Advisory and arbitration hearings will be available. The exoneration penalty shall be 30%. (For more information see here: <https://www.rya.org.uk/racing/racing-rules/Pages/rules-disputes-process.aspx>)

## 10. Scoring

- 10.1. Each event shall race up to 5 races
- 10.2. At an event, 1 race is required to constitute a series. For the series, 6 races are required to constitute a series
- 10.3. Prizes will be awarded at each event and for the series overall
- 10.4. For individual event prizes if three or fewer races are completed a boat's score shall be the total of her race scores. If four or five races are completed a boat's score shall be the total of her race scores less her worst score.
- 10.5. For the series prizes the discards are as follows:

Races sailed	Number of discards
6-10	1
11-15	2
16-20	3
21-25	4
26-30	5

- 10.5.1. Event prizes shall be presented to the 1<sup>st</sup>, 2<sup>nd</sup> and 3<sup>rd</sup> boats overall with the lowest total race scores. Other prizes may be presented at the discretion of the host club
- 10.5.2. For the series scores prizes shall be presented at Bartley SC on September 15<sup>th</sup>, and shall be presented to:
- The boat with the lowest combined series score, who will be presented with the RYA Midlands Youth Series Cup
  - The 2<sup>nd</sup>-5<sup>th</sup> place boats with the lowest combined race scores overall
  - The club or association whose three highest-placed boats with the lowest total series combined race scores, who will be presented with the RYA Midlands Youth Series Team Salver
  - The highest-placed boat sailed by a helm who is under the age of 12 on August 31<sup>st</sup> 2019
  - The highest-placed boat sailed by a helm who has less than 2 years of sailing experience

## 11. Contact

For any questions regarding the series or series scoring, please contact Tom Rusbridge on [rusbridge.tom@gmail.com](mailto:rusbridge.tom@gmail.com)

For questions relating to any specific event please contact the following:

Event	Name	Email address
Ogston SC	Sean Cashin	seancashin@talktalk.net
The Chase SC	Alex Walton	alex.walton1994@outlook.com

Notts County SC	Nadina Lincoln	nadina.lincoln@gmail.com
Staunton Harold SC	Howard Jones	howard.zjones@ntlworld.com
Rutland SC	Claire/Sally	sailing@rutlandsc.co.uk
Bartley SC	Simon Hardiman	sailing@bartleysailingclub.com

## APPENDIX: CLUB-SPECIFIC INFORMATION

Ogston Sailing Club: April 20 <sup>th</sup>	
Descriptions of marks	12 fixed yellow drums.
Club-specific RRS changes	None
Location of the Official Notice Board	In the bar area in the Clubhouse
Location of mast or flagpole for shoreside signals	Shore side signals not available.
How to register	Online: see <a href="https://www.ogstonsc.org/">https://www.ogstonsc.org/</a> for details.
Entry fee	£10 single hander    £15 double hander
Anything else you need to know	There will be separate club racing occurring at the club with start times of 1400 and 1600.

Chase Sailing Club: May 19 <sup>th</sup>	
Descriptions of marks	Yellow Cylindrical Marks
Club-specific RRS changes	Racing area will be Chasewater excluding the powerboat water as indicated by a string of white buoys
Location of the Official Notice Board	Clubhouse
Location of mast or flagpole for shoreside signals	By the OOD hut
How to register	On the day
Entry fee	£10 single hander    £15 double hander
Anything else you need to know	Shallow area will be highlighted in the briefing

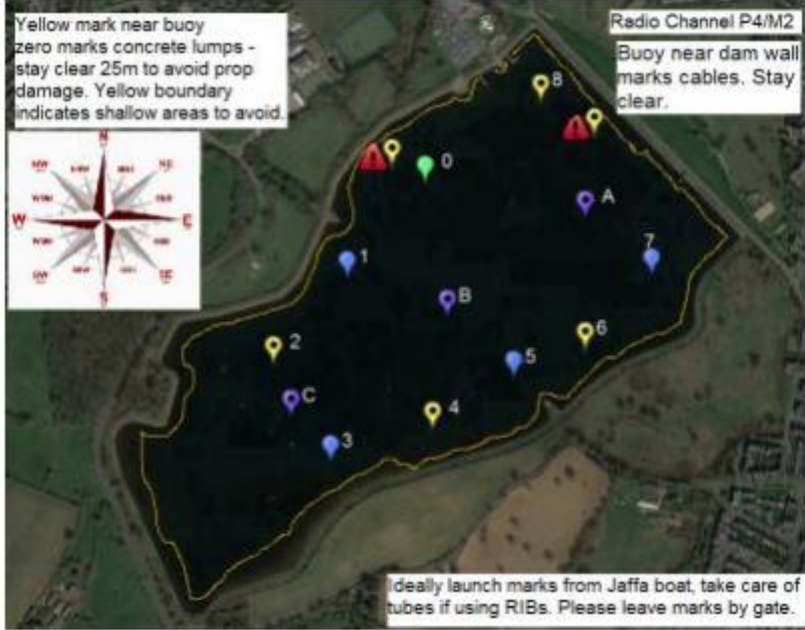
Notts County SC: June 8 <sup>th</sup>	
Descriptions of marks	<p>Marks are numbered 1 to 10 clockwise around the lake, being alternately yellow (odd numbers) and orange (even numbers). Mark 1 is adjacent to the clubhouse.</p> <p>Additional mark W (large orange inflatable) may be used and generally acts as the first windward mark.</p> <p>Additional marks A (white, red and orange horizontal colours), T (red white and blue horizontal colours) and X (green and white check colours) may be positioned at any location on the lake.</p> <p>The Gate G (start line) will always be a mark of the course.</p>
Club-specific RRS changes	Class boats failing to finish within 30 minutes after the first boat sails the course and finishes will be scored DNF (Did Not Finish). unless they or any other boats behind them are

	<p>given a position under SI 12.1 This alters rule 35.and A4.1. and A5.</p> <p>All boats shall compete under their registered sail number. Requests for substitution of sail numbers shall be made to the Race Officer. This changes RRS 77</p>
Location of the Official Notice Board	Near the race office.
Location of mast or flagpole for shoreside signals	Signals made ashore will be displayed near the race office.
How to register	In the clubhouse
Entry fee	Will be confirmed on February 4 <sup>th</sup> . See <a href="http://ncsc.org.uk/">http://ncsc.org.uk/</a>
Anything else you need to know	<p>This event will be part of the NCSC Junior Open and subject to the SIs of that event. See <a href="http://ncsc.org.uk/">http://ncsc.org.uk/</a>.</p> <p>The race area includes the whole lake, with the exception of the gap between TernIsland and the main shore (see map displayed near race office). Any boat sailing in this area may be disqualified.</p> <p>The Course will be displayed on the committee boat on a course board, which will display the number of laps, and the order and direction marks are to be rounded.</p> <p>Letter G indicates a gate. The number on a black background indicates the number of laps.</p>

<b>Staunton Harold SC: July 20<sup>th</sup></b>	
Descriptions of marks	Large fixed blue or orange barrels. Marks numbered 1-12 running anticlockwise around outer edge of sailing area. Even numbers are orange/yellow and odd numbers are blue. Number 1 is in front of the clubhouse. Also 4 additional marks all blue. These are D near dam, F near Farm, M in middle and C near the 'creak'. A reservoir plan will be available on the day and marks will be explained during the briefing.
Club-specific RRS changes	Buoyancy aids to be worn by all (parents and other spectators included) at all times whilst on the water and on the water side of the fence.
Location of the Official Notice Board	In the clubhouse
Location of mast or flagpole for shoreside signals	In front of the race office box which is elevated to the side of the club house
How to register	On the day (Registration form available in advance - see <a href="https://shsc.org.uk/">https://shsc.org.uk/</a> )
Entry fee	£7.50 single handers £10 double handers

Anything else you need to know	Breakfast cobs and galley lunch will be available. There will also be club racing.
--------------------------------	---

Rutland Sailing Club: August 31 <sup>st</sup>	
Descriptions of marks	Start/finish line between Committee Boat and orange dan buoy, course marks will be large black marks
Club-specific RRS changes	None
Location of the Official Notice Board	In the wet lounge upstairs in the clubhouse, next to the galley
Location of mast or flagpole for shoreside signals	From a mast in front of the boat launching area, next to the main clubhouse entrance
How to register	Complete an entry form at the registration desk in the wet lounge on the day. The registration desk will be open from 09.00
Entry fee	£8 single hander, £12 double hander
Anything else you need to know	Hot and cold refreshments available from the upstairs galley.

Bartley SC: September 15 <sup>th</sup>	
Descriptions of marks	<p>Round Buoys. Numbered anti-clockwise around the reservoir from 0 to 8 (0 is green then odd numbers are blue buoys and even numbers are orange) and 3 marks down the centre of the reservoir which are black and marked A (closest to the Dam) to C at the far end.</p> <p>Also have inflatable yellow cylinders and temp marks with flags available for use.</p>  <p>The map shows an aerial view of a reservoir with several buoys marked with numbers 0 through 8. Buoy 0 is green, buoys 1, 3, 5, and 7 are blue, and buoys 2, 4, 6, and 8 are orange. Three black marks labeled A, B, and C are positioned along the length of the reservoir. A yellow boundary line follows the shoreline. A compass rose is located in the lower-left quadrant of the map. Three text boxes provide additional information: 'Yellow mark near buoy zero marks concrete lumps - stay clear 25m to avoid prop damage. Yellow boundary indicates shallow areas to avoid.' (top left), 'Radio Channel P4/M2 Buoy near dam wall marks cables. Stay clear.' (top right), and 'Ideally launch marks from Jaffa boat, take care of tubes if using RIBs. Please leave marks by gate.' (bottom center).</p>
Club-specific RRS changes	Buoyancy aids must be worn at all times when inside the water gates (this includes any parents wishing to assist launching). Flag Y will not be displayed. This changes RRS 40

Location of the Official Notice Board	Outside the OOD hut by the water gates
Location of mast or flagpole for shoreside signals	By the OOD hut (flag mast is very high and visible)
How to register	On the day with registration document completed
Entry fee	£7.50 single handers, £10 double handers
Anything else you need to know	<p>Club website: <a href="http://www.bartleysailingclub.com">www.bartleysailingclub.com</a></p> <p>Galley service - breakfasts, jacket potatoes / sandwiches and cakes, hot and cold drinks - place your order before going afloat.</p> <p>Boats require a quick hose down before going on the water - please factor in some time for this.</p> <p>Reservoir is deep, shelves steeply, and is concrete - take care when launching and recovering to avoid jumping out in deep water or damaging foils.</p>